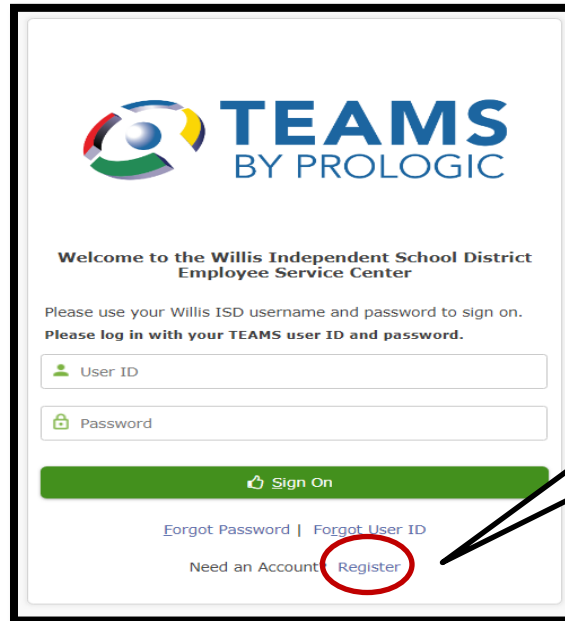


Accessing TEAMS Employee Service Center after ending Employment

- Go to www.willisisd.org, select STAFF ONLY, then select Employee Service Center under the TEAMS links.



TEAMS BY PROLOGIC

Welcome to the Willis Independent School District Employee Service Center

Please use your Willis ISD username and password to sign on.
Please log in with your TEAMS user ID and password.

User ID

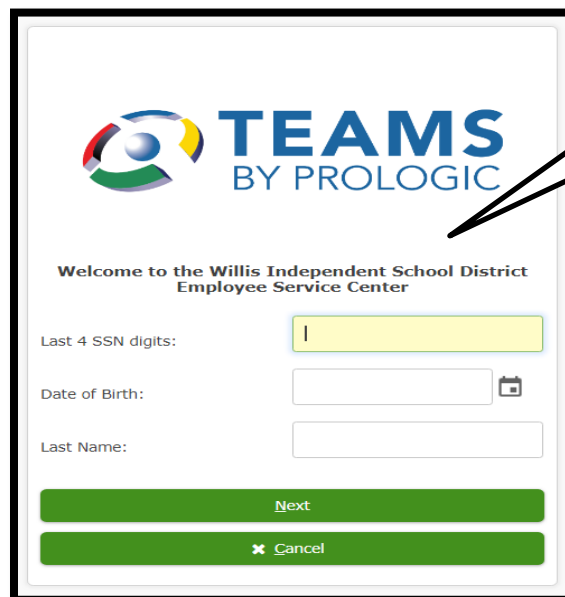
Password

Sign On

[Forgot Password](#) | [Forgot User ID](#)

Need an Account [Register](#)


1. Go to the TEAMS Employee Service Center and Click Register.



TEAMS BY PROLOGIC

Welcome to the Willis Independent School District Employee Service Center

Last 4 SSN digits:

Date of Birth: 

Last Name:

Next

Cancel

2. Fill in the three fields on this page then click next.



Welcome to the Willis Independent School District
Employee Service Center


How would you like to confirm your identity?

Via Voice
 Via SMS/Text

Next

Cancel

3. Select how you would like a verification code sent to you and click next.



If your personal information was entered correctly, and you have a current phone number registered to your user account, you will receive an access code. If you do not receive an access code, contact your payroll department.

Please enter the access code:

Ok

Resend

4. Access Codes are sent automatically to the phone numbers on file. Enter the access code sent to you here.

Employee Register

Register

User ID:

Password:

Verify Password:

Ok Cancel

5. Finally, create your new user name and password.