



# 403(b) Savings Plan

## EMPLOYEE RETIREMENT BENEFIT

A 403(b) is a voluntary retirement plan that allows you to save money in a pre-tax (Traditional) or after-tax (Roth) account. Contributions to the plan are salary-deducted from your paycheck and automatically deposited into your 403(b) retirement savings account. Please note that early withdrawals from a 403(b) account are subject to a 10% early withdrawal penalty.

TCG is the 403(b) plan administrator—managing your contributions, distributions, and personal updates. Money and investments are held with the vendor of your choice.

To get started, visit [www.region10rams.org/documents](http://www.region10rams.org/documents) and find your employer's 403(b) Approved Vendor List. Open an account by contacting one of the approved 403(b) providers directly. Next, register access to your RAMS 403(b) administration account with and set up salary deferrals at [www.region10rams.org/enroll](http://www.region10rams.org/enroll).

### Traditional Savings Account (Pre-Tax)

- Contributions are made before tax, meaning your money grows faster
- Withdrawals are taxed (ordinary income)
- Tax benefits are available same year
- Suitable for those looking to reduce their current income tax liability

### Roth Savings Account (After-Tax)


- Contributions are made after tax, meaning your money grows tax-free
- Withdrawals are tax-free (certain conditions apply)
- No tax deductibility for current year
- Suitable for investors who want tax-free income during retirement

## 2022 Annual Contribution Limits

In 2022, you can contribute 100 percent of your compensation up to \$20,500, whichever is less. If you are age 50 or older, you can contribute up to an additional \$6,500 for a total of \$27,000. You may simultaneously contribute to both 403(b) and 457(b) plans.

**Get started at [www.region10rams.org](http://www.region10rams.org)**

Enrollment assistance is available at [www.region10rams.org/telewealth](http://www.region10rams.org/telewealth) or by calling the Enrollment Hotline at 512-600-5204.

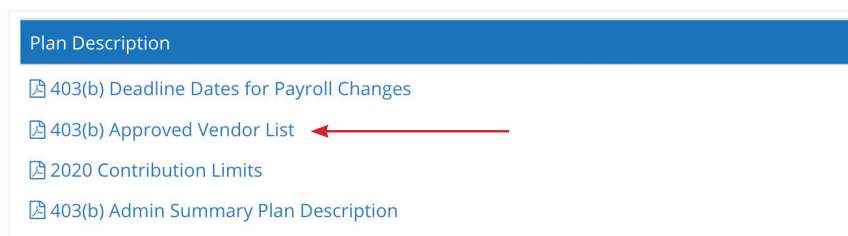




## How to Register

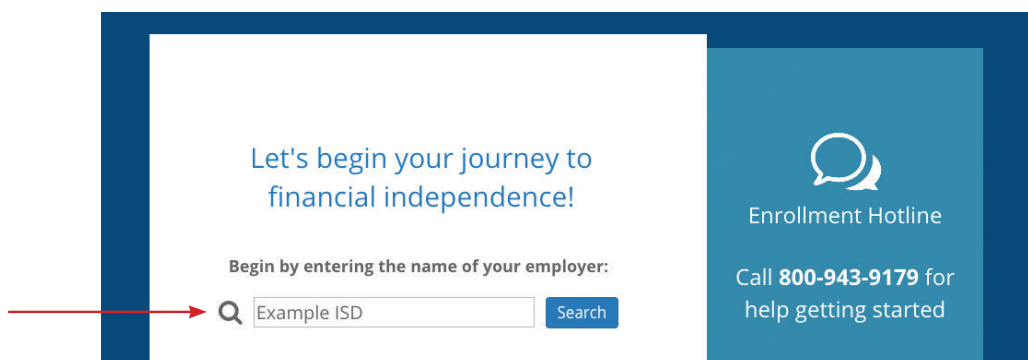
### Step One: Create an account with an approved vendor

1. Visit [www.region10rams.org/documents](http://www.region10rams.org/documents).
2. Search for your employer and open the 403(b) Approved Vendor list.
3. Do your research and contact a vendor on the list directly to establish your retirement account.



### Step Two: Create an account with TCG Administrators

1. Visit [www.region10rams.org/enroll](http://www.region10rams.org/enroll) and click Enroll.
2. Enter the name of your employer and select the 403(b) Admin Plan.
3. Follow each step until you get a completion notice.
4. You're done! Login your account any time you wish to make contribution adjustments.



**Get started at [www.region10rams.org](http://www.region10rams.org)**

Enrollment assistance is available at [www.region10rams.org/telewealth](http://www.region10rams.org/telewealth) or by calling the Enrollment Hotline at 512-600-5204.

