



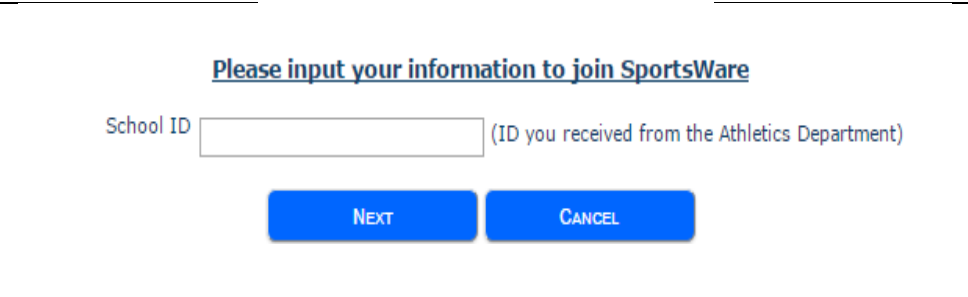
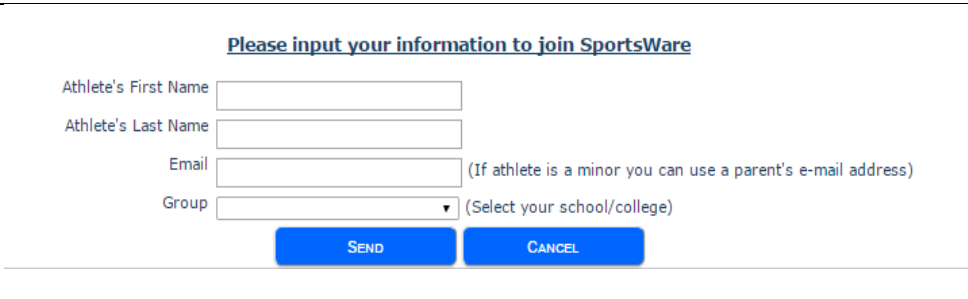
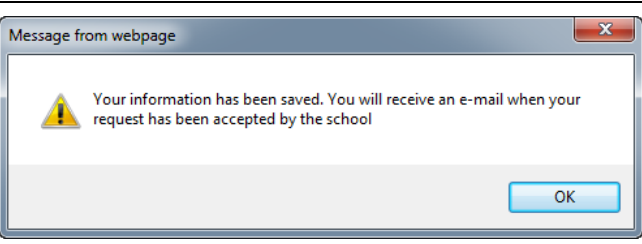
Joining/Updating SportsWare

Dear Parents:

Prior to participating in athletics for **Willis High School**, athletes must provide the Athletic Training Department with current address, emergency contact, insurance, medical alert and health history information. To expedite this process, **Willis High School Athletic Training** uses an online data entry system. **All data must be entered by the parents of the athletes.**

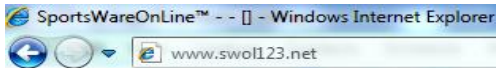
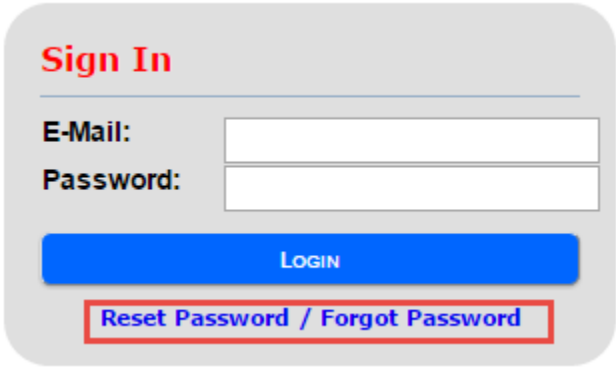

To enter your information, visit www.swol123.net. Students who are new to SportsWare need to follow the “Joining SportsWareOnLine” instructions below. Returning students should follow the “Updating Your Information” instructions.

Joining SportsWareOnLine

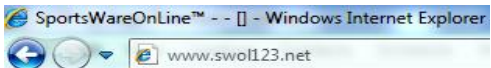
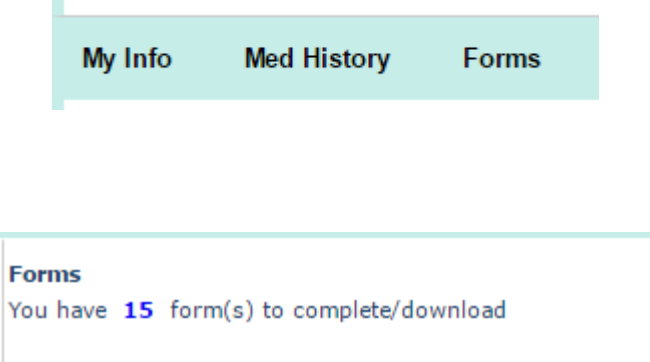
Instruction	Example
Go to www.swol123.net .	
Scroll to the middle of the screen and click the Join SportsWare button.	
Enter your School ID WHSWildkats <i>You must use this ID to have the athlete's profile merge onto the Athletic Trainer's data server.</i>	
Enter the Athlete's First Name, Last Name, Student's School Email Address, and Group is Willis High School and click the Send button.	
Your request to join SportsWare will then be sent to the Athletic Trainer for review.	
Once your request is accepted you will receive an e-mail with the Subject <i>"SportsWare request accepted"</i> . Open the e-mail and click the www.swol123.net link to continue to SportsWareOnLine.	<p>SportsWare OnLine Password Request • You received this e-mail because either: 1) You requested to reset your SportsWare Online password OR 2) You are an athlete who's request</p>

Joining/Updating SportsWare

Setting Your Password

Instruction	Example
Go to www.swol123.net	
Enter your Email Address and click the Reset Password button.	
<p>You will receive an e-mail with the Subject "<i>SportsWareOnLine Password Request</i>".</p> <p>Open the e-mail and click on the link to reset your password. Enter your e-mail address, new password and click the Save button.</p>	

Updating Your Information

Instruction	Example
Go to www.swol123.net	
Enter your Email Address and click the Login button.	
<p>At the top of the page is the Menu Bar.</p> <p>My Info: Update your address, emergency contact and insurance information.</p> <p>Forms: View/complete required paperwork.</p> <p>Note: SportsWare will also display "<i>You have forms to complete/download</i>".</p> <p>All fields marked with an asterisk (*) are required.</p>	

Thank you for your prompt help. If you have any questions, please contact **Scott McClatchy** or **Jordan Gonzales** at **936-856-1269** for assistance.